



Using Expanded Noun Phrases

I can add adjectives to nouns to create expanded noun phrases.

1. Write a sentence using an expanded noun phrase to describe each picture. There are some useful words under each picture. The first one has been done for you.

a)



Word Bank			
excited	girl	slide	slippery


The excited girl slid down the slippery slide.

b)



Word Bank			
boy	young	puddles	deep

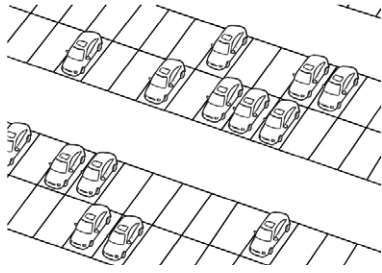
c)



Word Bank				
young	girl	friendly	scruffy	dog



d)



Word Bank			
car	parked	shiny	bright
carpark		busy	red



Using Expanded Noun Phrases

I can add adjectives to nouns to create expanded noun phrases.



1. Write a sentence using an expanded noun phrase to describe each picture. There are some useful words under each picture. The first one has been done for you.

a)




The excited girl slid down the slippery slide.

b)

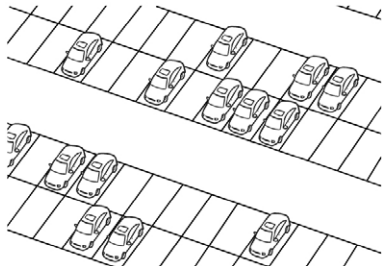


c)





d)



Useful Nouns			
car	girl	boy	slide
puddles		carpark	dog

Useful Adjectives			
bright	shiny	busy	scruffy
muddy		young	deep
friendly		excited	slippery



Using Expanded Noun Phrases

I can add adjectives to nouns to create expanded noun phrases.



1. Write a sentence using an expanded noun phrase to describe each picture. Remember you can use more than one expanded noun phrase in each sentence. The first one has been done for you.

a)




The excited girl slid down the slippery slide.

b)

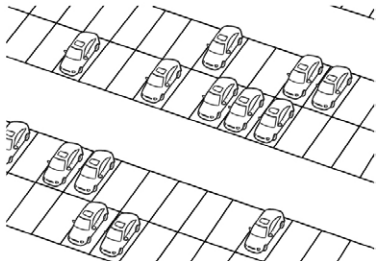


c)





d)





Using Expanded Noun Phrases

I can add adjectives to nouns to create expanded noun phrases.



1. Write a sentence using an expanded noun phrase to describe each picture. There are some useful words under each picture. The first one has been done for you.

a)



Word Bank			
excited	girl	slide	slippery


The excited girl slid down the slippery slide.

b)



Word Bank			
boy	young	puddles	deep

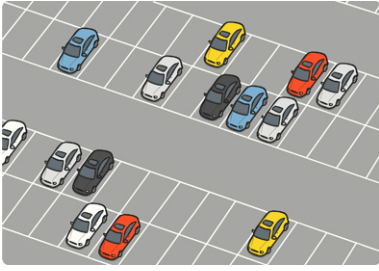
c)



Word Bank				
young	girl	friendly	scruffy	dog



d)



Word Bank			
car	parked	shiny	bright
carpark		busy	red



Using Expanded Noun Phrases

I can add adjectives to nouns to create expanded noun phrases.



1. Write a sentence using an expanded noun phrase to describe each picture. There are some useful words under each picture. The first one has been done for you.

a)




The excited girl slid down the slippery slide.

b)

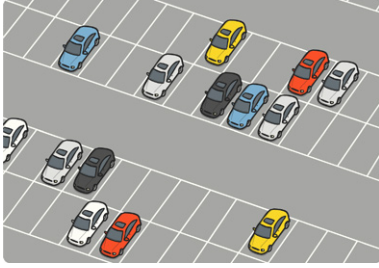


c)





d)



Useful Nouns			
car	girl	boy	slide
puddles		carpark	dog

Useful Adjectives			
bright	shiny	busy	scruffy
muddy		young	deep
friendly		excited	slippery



Using Expanded Noun Phrases

I can add adjectives to nouns to create expanded noun phrases.



1. Write a sentence using an expanded noun phrase to describe each picture. Remember you can use more than one expanded noun phrase in each sentence. The first one has been done for you.

a)




The excited girl slid down the slippery slide.

b)



c)





d)

